

## 2 Gang Zigbee Switch (without Neutral wire)

# Aster

### Description

This Zigbee wireless switch is designed for integration to Zigbee lighting control system. Switch comes with amber LED indicator, with provision for engraving signage/icon on faceplate.

### Specifications

#### Electrical:

##### Switch

- Rated Voltage: 220VAC  $\pm$ 20%, 50Hz
- Rated Output Load\*:
  - >5W -  $\leq$ 400W per circuit (Incandescent lamp)
  - >5W -  $\leq$ 160W per circuit (LED lamp)
- Without Neutral wire connection

##### LED Indicator

- Amber LED on when switch is activated
- Amber LED blinking in pairing mode

#### Mechanical:

- Recommended wire size: 0.5mm<sup>2</sup>-1.5mm<sup>2</sup>
- Overall dimension: 88mm x 86mm x 35mm (HxWxD)
- Standard 86 wall box
- Operating temperature: -10 °C to 50 °C

\*With internal 10A Latching Output Relays

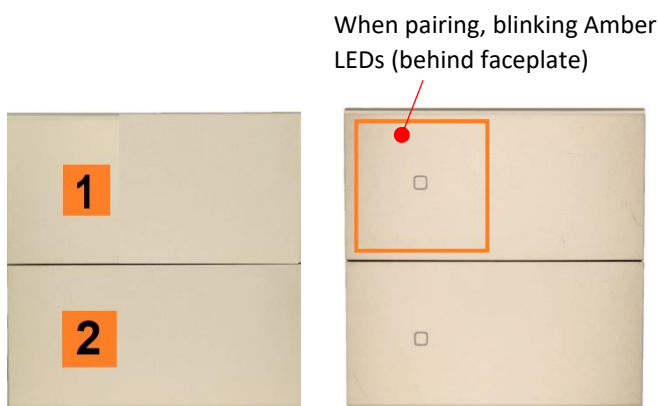


Front view

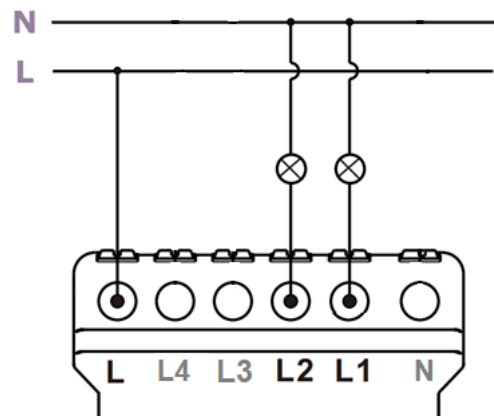


Back view

### Switch button numbering:



### Switch Connection:




## LED location & arrangement

(with faceplate removed, top-left corner switch button)



LEDs off



Amber LEDs (4) on



Amber LEDs (4) blinking when pairing

## Technical Information:

- Zigbee 3.0 (2.4 GHz)
- Switch is an end-device (no router function)
- Operation range: 10-30m (indoors, depending on physical obstructions and interferences)
- Operating range can be extended with additional Tuya routers/repeaters (Mesh network topology)
- Easily pair with Zigbee Coordinator such as Tuya Smart Gateway
- Pairing – long press any switch button (>10 sec), top-left amber LED blinking, off when paired successfully
- Blinking LED will turn off if not paired in about 3min.
- Reset pairing - long press any switch button (>10 sec.), mobile App shows device as “off-line”
- Momentary power failure, when power is restored, output may remain at “ON” state
- Switch can be operated using its physical button switch, mobile APP (e.g., Smart Life App) or third-party voice-control devices e.g., Google Home/Nest

## Example: Faceplate engraved with icon



Amber LED when ON

## Ordering information

Colour	Part No.
Silver	RCE-ZBA2-4SV
Champagne	RCE-ZBA2-4CP
Grey	RCE-ZBA2-4GR
Black	RCE-ZBA2-4BL

The information given in this document may be amended. You are also reminded that all products must be installed by a qualified professional.